



Head and Neck SGRT

Our experience at Lincoln County Hospital

Who are we?



Jacob Curran – IGRT Specialist Radiographer

Ryan Fry – Brachytherapy Specialist Radiographer

Lincoln County Hospital Radiotherapy Department

- Tattooless breast, thorax and pelvis
- AlignRT Advance w/ Postural video



Acknowledgements

- VisionRT
- Our superintendent team



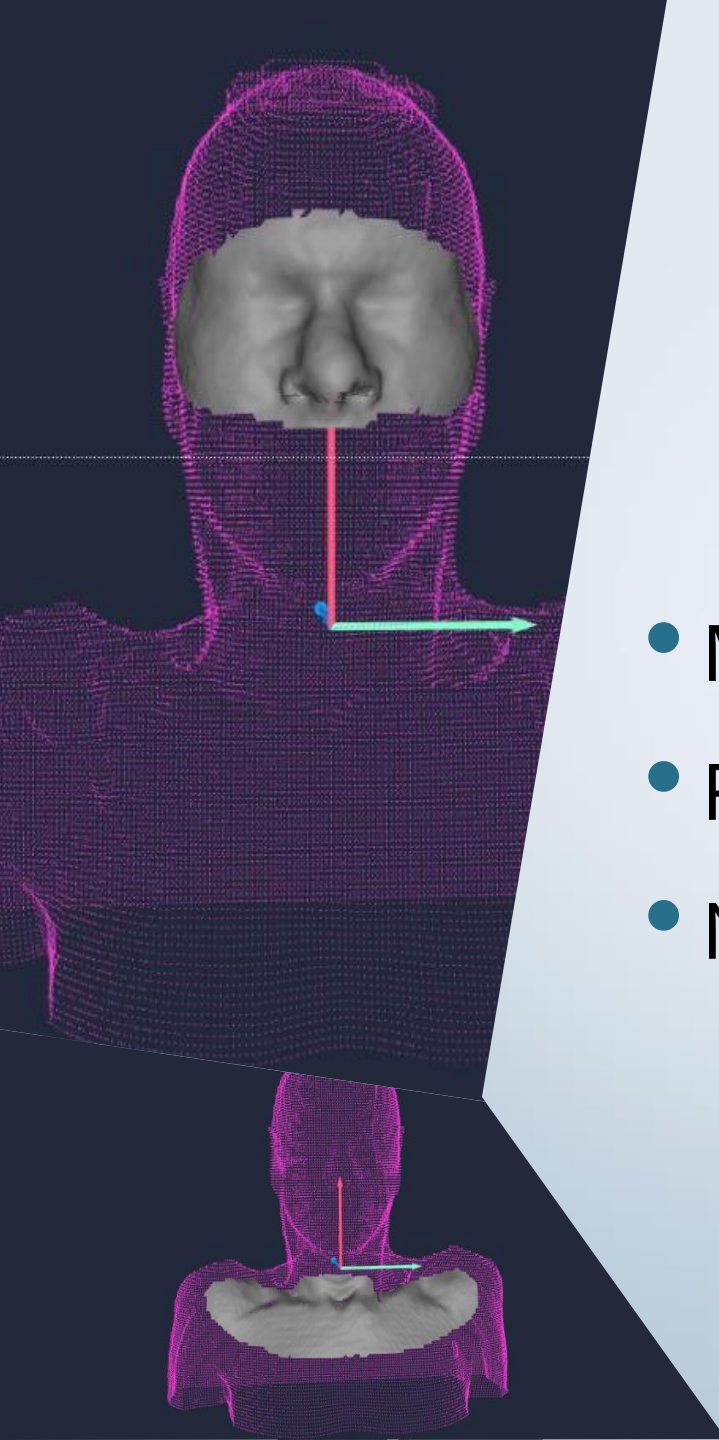
Introduction

- First H&N patient to use SGRT in 2020
- Only used on case by case basis
- Started full audit in 2023



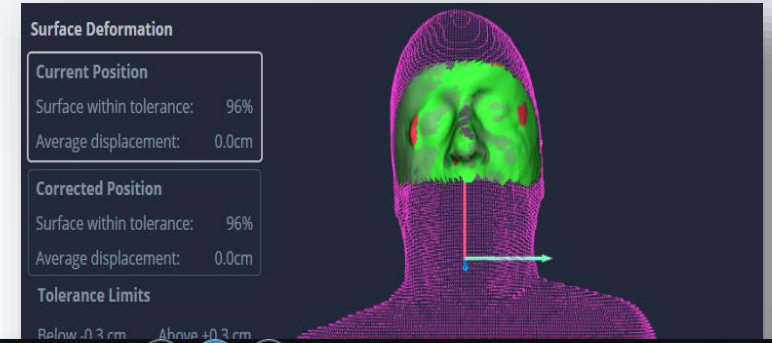
ROWhy?

- Moves initiated on the Face ROI
- ROI over the open area of the mask
- Neck was more inconsistent



Postural Video and Deformation

- Postural video for initial positioning
- Deformation view for fine tuning
- Easily see areas above and below



Impact on Rotations

- Correcting rotations before image
- Neck flexion and shoulder position
- Reducing the need for reset up



Impact on Time

- Reduction in multiple re-set ups
- Patient subsequently in mask for less time
- Potential for reduced imaging time



Issues we have faced

- Staff Training
- Patient swelling/contour changes



Patients Experiences

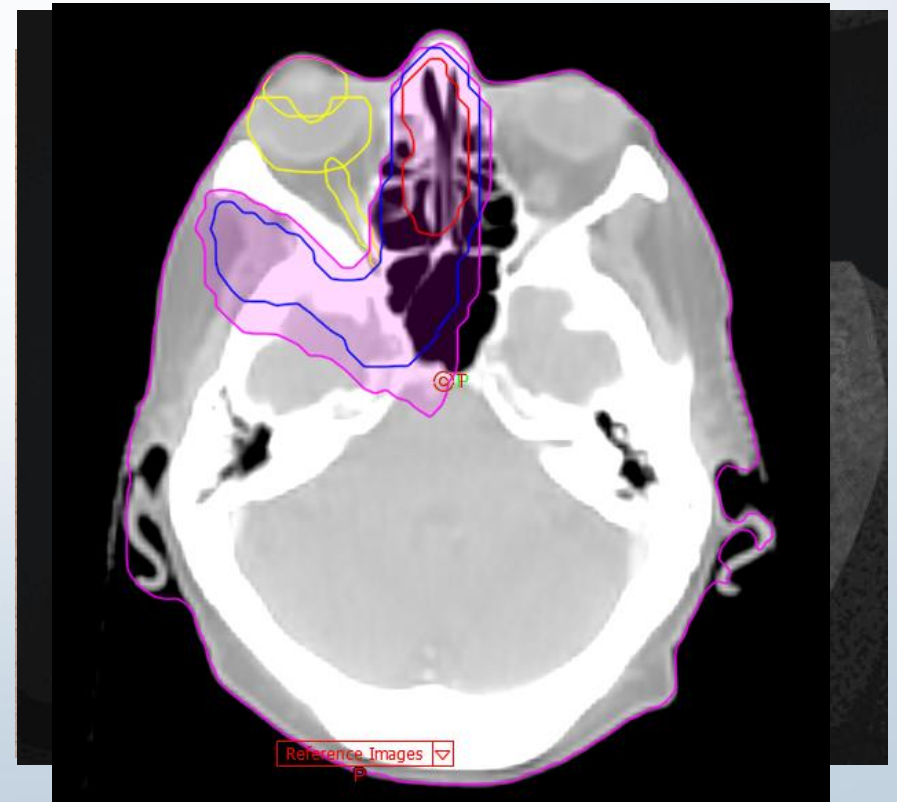
"I don't know if I would have made it through treatment if I didn't have the choice to have an open mask"

"Having the choice between masks for my treatment, allowed me to feel much more in control, and involved in my treatment"

"Suffering with anxiety and claustrophobia made my treatment feel incredibly daunting, but having the open face masks made such a huge difference"

Case Study

- Complex case close to critical OARs
- Average translations all 2mm or less
- 3D Printed Bolus positioned with Postural Video



Future Advancements

- 100% open faced
- Mask free one day?
- Building a community





Any Questions?

Jacob.Curran@ULH.NHS.UK

Ryan.Fry@ULH.NHS.UK