

A decorative graphic on the left side of the slide, composed of several overlapping curved shapes in purple, teal, and yellow, resembling stylized human figures or abstract forms.

Evaluate, Encourage, Explore & Examine the use of Privacy and Dignity underwear

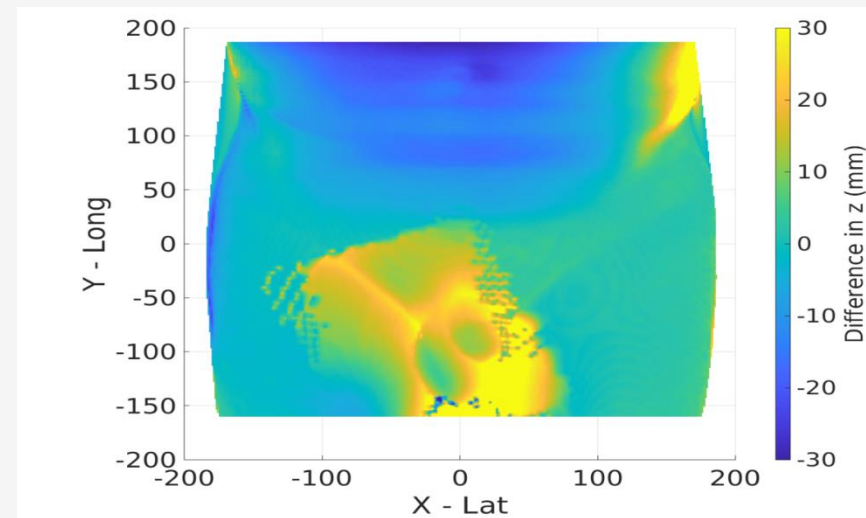
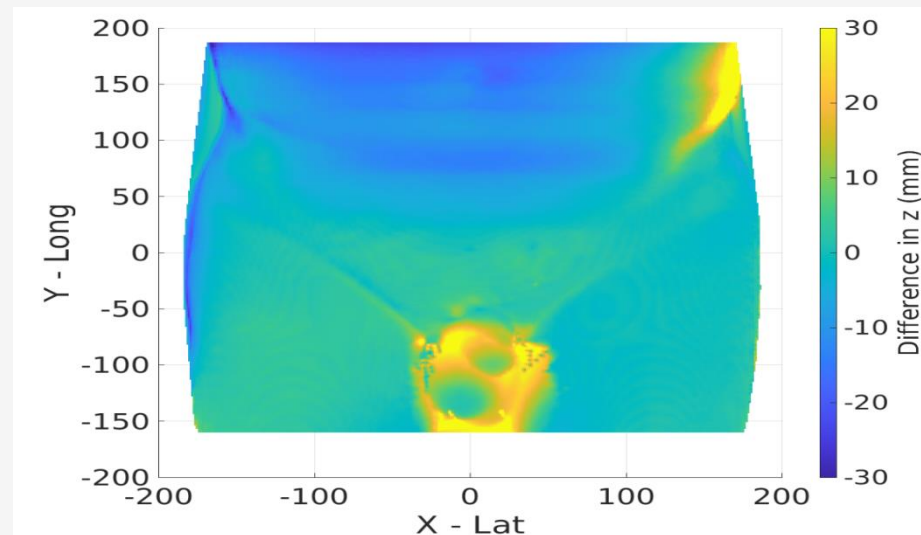
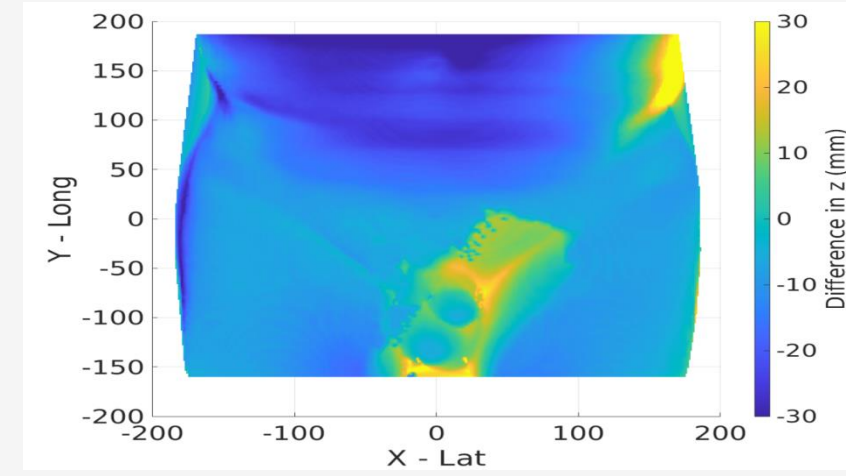
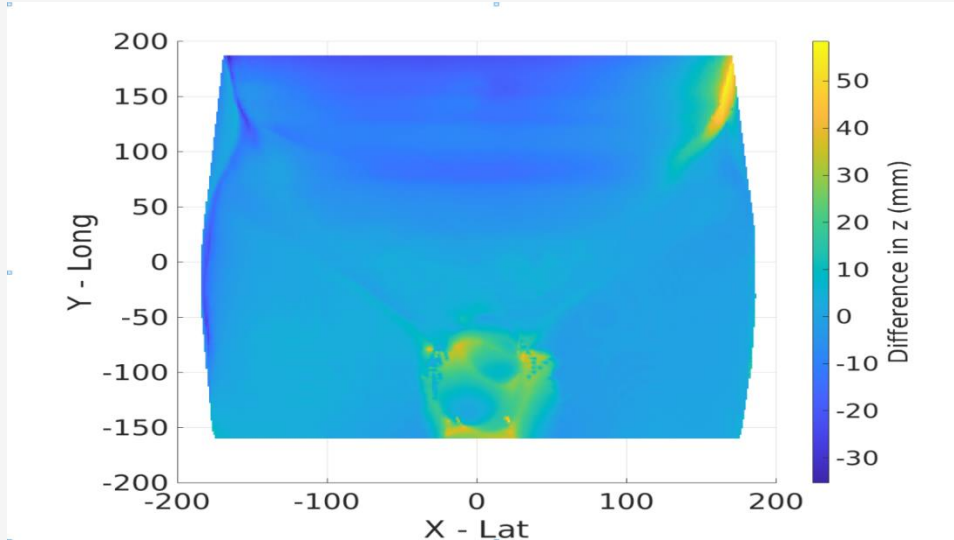
29 November 2024

A decorative graphic at the top of the slide featuring several overlapping shapes in red, yellow, and blue, including circles and curved bands.

Evaluation

- Previous Poster Presentation
- Successes
- Challenges

SGRT Stability



Study Questionnaire

- 507 SGRT/XVI Analysis
- 20 Patient Questionnaires
- <https://www.office.com/launch/forms?auth=1>



Presented in 2021

Previous Poster Presentation

Privacy & Dignity in SGRT

Use of Slim Underwear

Enala B, AC, TF, VHT, HH, TC, RC, EE

Royal Berkshire Radiotherapy Department

Introduction/Background

Radiotherapy treatment using SBRT for multiple myeloma is a complex process involving multiple steps. The radiotherapy team is responsible for ensuring the patient is comfortable and dignified throughout the process. The use of slim underwear is a key component of this process, as it allows the patient to be scanned and treated with minimal discomfort. The aim of this study was to evaluate the use of slim underwear in the radiotherapy department and to identify any challenges associated with its use.

Challenges of using slim underwear:


- It may be difficult to put on and take off.
- It may be uncomfortable for the patient.
- It may be difficult to clean and maintain.
- It may be difficult to store and transport.

The aim of this study was to evaluate the use of slim underwear in the radiotherapy department and to identify any challenges associated with its use. The study was conducted in the radiotherapy department at Royal Berkshire Hospital, Reading, UK. The study was a retrospective analysis of the use of slim underwear in the radiotherapy department over a period of 12 months.

Study objectives:

- To evaluate the use of slim underwear in the radiotherapy department.
- To identify any challenges associated with the use of slim underwear.
- To evaluate the impact of slim underwear on patient comfort and dignity.

The study was conducted in the radiotherapy department at Royal Berkshire Hospital, Reading, UK. The study was a retrospective analysis of the use of slim underwear in the radiotherapy department over a period of 12 months.




Methodology

The study was conducted in the radiotherapy department at Royal Berkshire Hospital, Reading, UK. The study was a retrospective analysis of the use of slim underwear in the radiotherapy department over a period of 12 months. The study was conducted in the radiotherapy department at Royal Berkshire Hospital, Reading, UK. The study was a retrospective analysis of the use of slim underwear in the radiotherapy department over a period of 12 months.

Parameter	Value
Number of patients	100
Number of scans	100
Number of treatments	100

Results

The study was conducted in the radiotherapy department at Royal Berkshire Hospital, Reading, UK. The study was a retrospective analysis of the use of slim underwear in the radiotherapy department over a period of 12 months. The study was conducted in the radiotherapy department at Royal Berkshire Hospital, Reading, UK. The study was a retrospective analysis of the use of slim underwear in the radiotherapy department over a period of 12 months.

The study was conducted in the radiotherapy department at Royal Berkshire Hospital, Reading, UK. The study was a retrospective analysis of the use of slim underwear in the radiotherapy department over a period of 12 months. The study was conducted in the radiotherapy department at Royal Berkshire Hospital, Reading, UK. The study was a retrospective analysis of the use of slim underwear in the radiotherapy department over a period of 12 months.



The study was conducted in the radiotherapy department at Royal Berkshire Hospital, Reading, UK. The study was a retrospective analysis of the use of slim underwear in the radiotherapy department over a period of 12 months. The study was conducted in the radiotherapy department at Royal Berkshire Hospital, Reading, UK. The study was a retrospective analysis of the use of slim underwear in the radiotherapy department over a period of 12 months.

Conclusions

The study was conducted in the radiotherapy department at Royal Berkshire Hospital, Reading, UK. The study was a retrospective analysis of the use of slim underwear in the radiotherapy department over a period of 12 months. The study was conducted in the radiotherapy department at Royal Berkshire Hospital, Reading, UK. The study was a retrospective analysis of the use of slim underwear in the radiotherapy department over a period of 12 months.

Bibliography

1. Enala B, AC, TF, VHT, HH, TC, RC, EE. Use of Slim Underwear in the Radiotherapy Department. *Radiotherapy Department Report*. 2021.
2. Enala B, AC, TF, VHT, HH, TC, RC, EE. Use of Slim Underwear in the Radiotherapy Department. *Radiotherapy Department Report*. 2021.
3. Enala B, AC, TF, VHT, HH, TC, RC, EE. Use of Slim Underwear in the Radiotherapy Department. *Radiotherapy Department Report*. 2021.
4. Enala B, AC, TF, VHT, HH, TC, RC, EE. Use of Slim Underwear in the Radiotherapy Department. *Radiotherapy Department Report*. 2021.

Current Medical Underwear Poster

Are you having a pelvic scan or treatment?

Medical underwear (front view)

Medical underwear (back view)

Paper towel

1. The radiographer will offer you a pair of disposable medical underwear (pants) to cover the front of your pelvis for dignity .
2. The front of the medical underwear is wider than the back: see above.
3. You have a choice between the use of medical underwear or a paper towel.
4. Please ask a radiographer if you have any questions.

Compassionate Aspirational Resourceful Excellent

Current SGRT Monitoring



Positive experiences

Successes

- Sufficient funding for the black underwear.
- It is in the terminology!
- Crib sheet minimised staff chat anxieties.
- Positive feedback inc gynae.
- SGRT stability.



Learning experiences

Challenges

- Procurement
- One size does not fit all
- Not always appropriate
- Not always worn appropriately
- staff engagement e.g. CT
- Not eco-friendly



A decorative graphic at the top of the slide featuring several overlapping, rounded shapes in red, yellow, and blue. The word 'Encouragement' is written in a large, bold, blue sans-serif font, centered over the graphic.

Encouragement

- Please take an extra step and provide medical underwear to your patients.
- We have been encouraged by Guys and St Thomas RT Centre, they cover the genitalia on the CT Sim surface.
- Our next transformational project is to explore that.

Next Exploration

Current Sim CT surface



Sim CT surface with genitalia covered



Dignity Bra Examination



Disposable Bras for
abdomen treatments

Immobilization bras
for chest patients

Immobilization bras
for breast patients



Summary

- Use of under wear now in full swing at RBH
- The SGRT community encouraged to follow suit.
- More departments, will translate to more suppliers and the prices may come down.
- Next is the exploration of covering the genitalia on the CT SIM surface.
- The use of a dignity bra is being examined & will be another game changer for our department.

Acknowledgement

- Medical physicist Anna Chown
- Radiographer team at RBH
- [Xiel Limited | Providing Nuclear Medicine, Radiotherapy and Diagnostic Radiology Solutions](#)



Thank you!

Game Changers

Any ?